

CASSETTE SEALS

UA15A

DESCRIPTION

The UA15A profile is a cassette seal, where sealing is through a 5-barrier labyrinth system. The upper part is static with the housing and the lower part is designed to operate in rotation with the shaft. This profile is the evolution of UA16A and offers better resistance over time in extreme conditions.

ADVANTAGES

- High friction coefficient
- Better protection against dirt using a labyrinth system
- Better longevity than UA16A profile
- Reduced need for maintenance
- Easy to fit with low risk of seal deterioration

APPLICATIONS

- Axles
- Pinions
- Hubs
- Construction
- Agriculture

MATERIALS

Rubber

ACM 70 - 75 Shore A
FKM 70 - 75 Shore A
HNBR 70 - 75 Shore A
NBR 70 - 75 Shore A

Metal cage

Steel - AISI 1010
Stainless steel - AISI 304
Stainless steel - AISI 316

Spring

Steel - AISI 1070 - 1090
Stainless steel - AISI 316

TECHNICAL DATA

Technical data	NBR 70 - 75 Shore A	FKM 70 - 75 Shore A	ACM 70 - 75 Shore A	HNBR 70 - 75 Shore A
Temperature	-30°C / +80°C	-20°C/+100°C	-25°C/+90°C	-30°C/+90°C
Speed	2,5 m/s	4 m/s	3 m/s	3 m/s
Pressure	0.02 - 0.05 MPa	0.02 - 0.05 MPa	0.02 - 0.05 MPa	0.02 - 0.05 MPa
Level of pollution	High	High	High	High

The figures above indicate the maximum values and may not be cumulated. They may be developed, depending on the materials used.

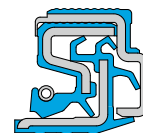
OTHER VERSIONS OF PROFILES



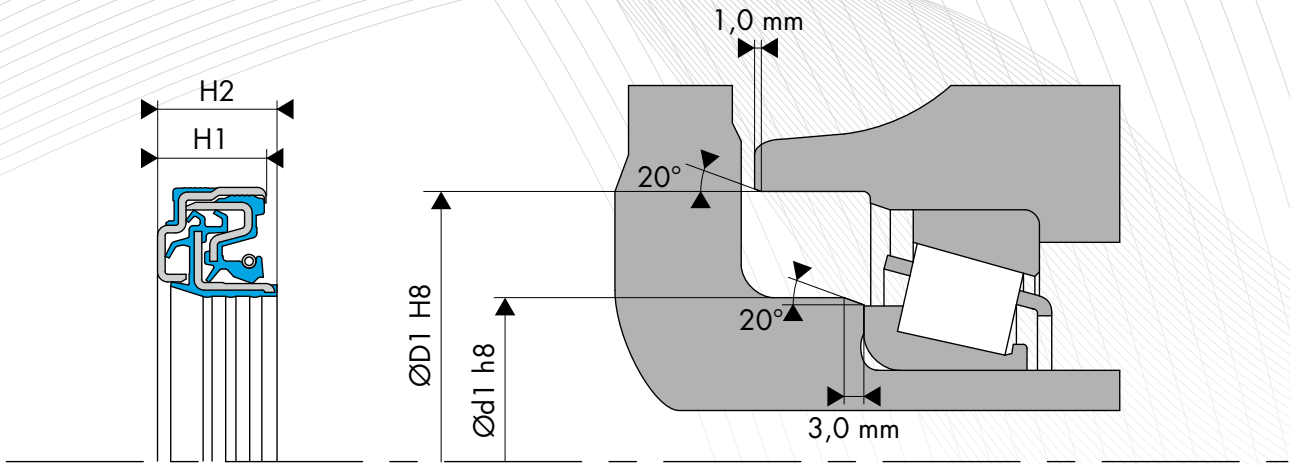
UA15A-V2



UA15A-V3



UA15A-V4



DESIGN RECOMMENDATIONS

Shaft hardness

Rotation speed	Hardness in HRC
$s \leq 4.0$ m/sec	45 HRC
$4.0 < s \leq 10.0$ m/s	55 HRC
$s > 10.0$ m/sec	60 HRC

Shaft tolerance

Shaft diameter Ød1 (mm)	Tolerance h8 (mm)
$\text{Ød1} \leq 3.0$	-0.014 / 0
$3.0 < \text{Ød1} \leq 6.0$	-0.018 / 0
$6.0 < \text{Ød1} \leq 10.0$	-0.022 / 0
$10.0 < \text{Ød1} \leq 18.0$	-0.027 / 0
$18.0 < \text{Ød1} \leq 30.0$	-0.033 / 0
$30.0 < \text{Ød1} \leq 50.0$	-0.039 / 0
$50.0 < \text{Ød1} \leq 80.0$	-0.046 / 0
$80.0 < \text{Ød1} \leq 120.0$	-0.054 / 0
$120.0 < \text{Ød1} \leq 180.0$	-0.063 / 0
$180.0 < \text{Ød1} \leq 250.0$	-0.072 / 0
$250.0 < \text{Ød1} \leq 315.0$	-0.081 / 0
$315.0 < \text{Ød1} \leq 400.0$	-0.089 / 0
$400.0 < \text{Ød1} \leq 500.0$	-0.097 / 0

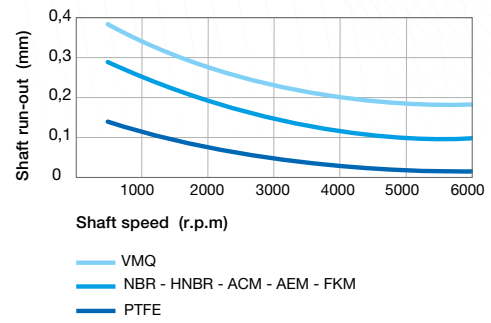
Housing tolerance

Bore diameter ØD1 (mm)	Tolerance H8 (mm)
$3.0 < \text{ØD1} \leq 6.0$	0 / +0.018
$6.0 < \text{ØD1} \leq 10.0$	0 / +0.022
$10.0 < \text{ØD1} \leq 18.0$	0 / +0.027
$18.0 < \text{ØD1} \leq 30.0$	0 / +0.033
$30.0 < \text{ØD1} \leq 50.0$	0 / +0.039
$50.0 < \text{ØD1} \leq 80.0$	0 / +0.046
$80.0 < \text{ØD1} \leq 120.0$	0 / +0.054
$120.0 < \text{ØD1} \leq 180.0$	0 / +0.063
$180.0 < \text{ØD1} \leq 250.0$	0 / +0.072
$250.0 < \text{ØD1} \leq 315.0$	0 / +0.081
$315.0 < \text{ØD1} \leq 400.0$	0 / +0.089
$400.0 < \text{ØD1} \leq 500.0$	0 / +0.097
$500.0 < \text{ØD1} \leq 630.0$	0 / +0.110

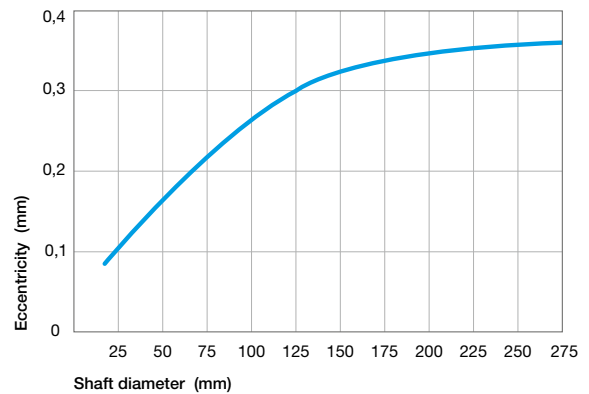
Surface roughness

Ra	0.8 to 3.2 µm
Rmax	10.0 to 16.0 µm

Shaft run out



Eccentricity



Axial movement

The cassette seals can tolerate axial movements greater than +/- 0.1 mm. However, this can lead to premature wear in the system.

Chamfers and radius

Shaft	20° (+/-5°) x 3 mm
Housing	20° (+/-5°) x 1 mm