

SHAFT SEALS WITH PTFE LIPS BECA 804



DESCRIPTION

The BECA 804 profile is a shaft seal composed of a filled PTFE primary sealing lip, a rubber counter-seal and a metal cage.

ADVANTAGES

- Excellent chemical inertia
- May be used in the food industry
- Very good friction coefficient; no stick-slip effect
- Machined outside diameter for precise mounting in the housing

APPLICATIONS

- Engines
- Crankshafts
- Food & Beverage

MATERIALS

Sealing lip

- Virgin PTFE
- Glass-filled PTFE
- Carbon-filled PTFE

Metal cage

- Steel - AISI 1010
- Stainless steel - AISI 304
- Stainless steel - AISI 316

SEAL DESIGN

Tolerance for the outside diameter of the seal (ØD)

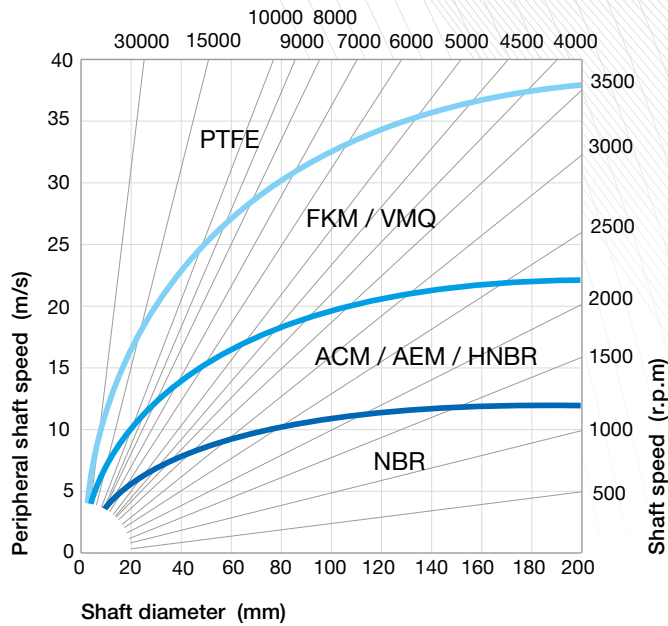
Bore diameter ØD1 (mm)	Apparent metal cage	Rubber coating	Coating with grooves
ØD1 ≤ 50.0	+0.10 / +0.20	+0.15 / +0.30	+0.20 / +0.40
50.0 < ØD1 ≤ 80.0	+0.13 / +0.23	+0.20 / +0.35	+0.25 / +0.45
80.0 < ØD1 ≤ 120.0	+0.15 / +0.25	+0.20 / +0.35	+0.25 / +0.45
120.0 < ØD1 ≤ 180.0	+0.18 / +0.28	+0.25 / +0.45	+0.30 / +0.55
180.0 < ØD1 ≤ 300.0	+0.20 / +0.30	+0.25 / +0.45	+0.30 / +0.55
300.0 < ØD1 ≤ 500.0	+0.23 / +0.35	+0.30 / +0.55	+0.35 / +0.65
500.0 < ØD1 ≤ 630.0	+0.23 / +0.35	+0.35 / +0.65	+0.40 / +0.75

Roundness tolerance

Bore diameter ØD1 (mm)	Apparent metal cage	Rubber coating
ØD1 ≤ 50.0	0.18	0.25
50.0 < ØD1 ≤ 80.0	0.25	0.35
80.0 < ØD1 ≤ 120.0	0.30	0.50
120.0 < ØD1 ≤ 180.0	0.40	0.65
180.0 < ØD1 ≤ 300.0	0.25% of the outside diameter	0.80
300.0 < ØD1 ≤ 500.0	0.25% of the outside diameter	1.00
500.0 < ØD1 ≤ 630.0	-	-

TECHNICAL DATA

Speed

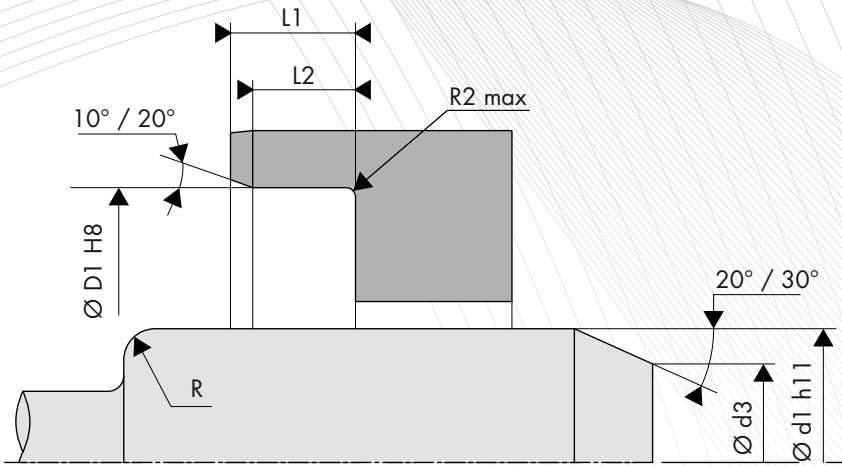


Linear speed calculation:

$$s \text{ (m/s)} = \frac{[\text{shaft } \varnothing \text{ (mm)} \times \text{speed (rpm)} \times \pi]}{60,000}$$

Temperature / Media

Media		Maximum temperature depending on the materials
		PTFE
Mineral oils	Oils for motors	+150°C
	Oils for gearboxes	+150°C
	Oils for hypoid gears	+150°C
	ATF oils	+150°C
	Hydraulic oils	+150°C
	Greases	+150°C
Fire-resistant fluids	HFA group - Emulsion with more than 80% water	+
	HFB group - Opposite solution (water in oil)	+
	HFC group - Polymer aqueous solution	+
	HFD group - Water-free synthetic fluids	+150°C
Other fluids	EL + L heating oil	+
	Air	+150°C
	Water	+
	Water for washing	+
Temperature range	Min.	-60°C
	Max.	+200°C



SHAFT DESIGN

Shaft hardness

Rotation speed	Hardness in HRC
$s \leq 4.0$ m/sec	45 HRC
$4.0 < s \leq 10.0$ m/s	55 HRC
$s > 10.0$ m/sec	60 HRC

Surface roughness

Ra	0.1 to 0.4 μm
Rz	1.0 to 4.0 μm
Rmax	≤ 6.3 μm

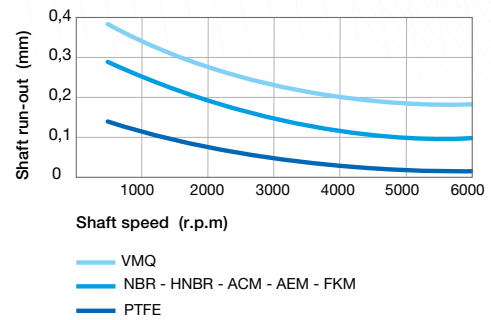
Shaft tolerance

Shaft diameter Ød1 (mm)	Tolerance h11 (mm)
$\text{Ød1} \leq 3.0$	-0.060 / 0
$3.0 < \text{Ød1} \leq 6.0$	-0.075 / 0
$6.0 < \text{Ød1} \leq 10.0$	-0.090 / 0
$10.0 < \text{Ød1} \leq 18.0$	-0.110 / 0
$18.0 < \text{Ød1} \leq 30.0$	-0.130 / 0
$30.0 < \text{Ød1} \leq 50.0$	-0.160 / 0
$50.0 < \text{Ød1} \leq 80.0$	-0.190 / 0
$80.0 < \text{Ød1} \leq 120.0$	-0.220 / 0
$120.0 < \text{Ød1} \leq 180.0$	-0.250 / 0
$180.0 < \text{Ød1} \leq 250.0$	-0.290 / 0
$250.0 < \text{Ød1} \leq 315.0$	-0.320 / 0
$315.0 < \text{Ød1} \leq 400.0$	-0.360 / 0
$400.0 < \text{Ød1} \leq 500.0$	-0.400 / 0

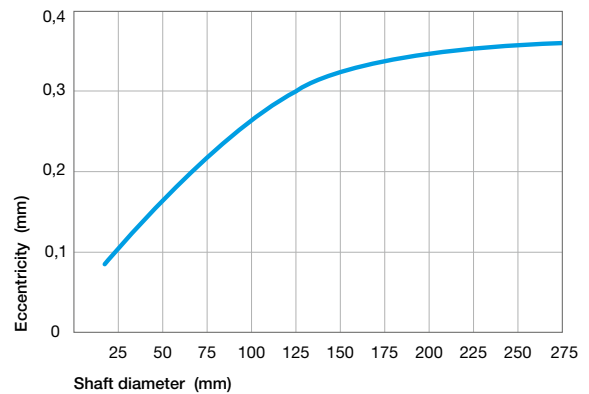
Chamfer and radius

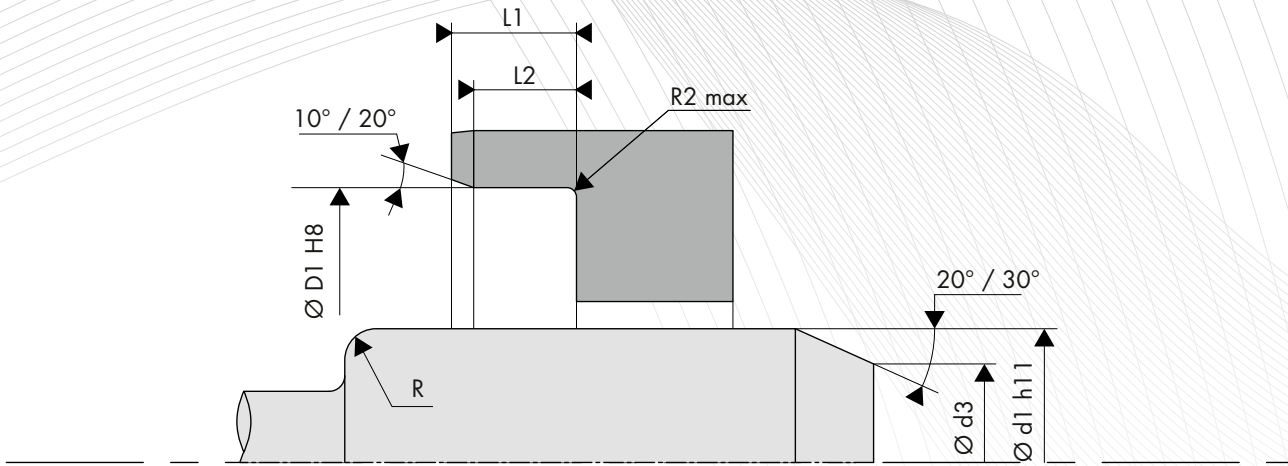
Shaft diameter Ød1 (mm)	Chamfer diameter Ød3 (mm)	Radius R (mm)
$\text{Ød1} \leq 10.0$	$\text{Ød1} - 1.50$	2.00
$10.0 < \text{Ød1} \leq 20.0$	$\text{Ød1} - 2.00$	2.00
$20.0 < \text{Ød1} \leq 30.0$	$\text{Ød1} - 2.50$	3.00
$30.0 < \text{Ød1} \leq 40.0$	$\text{Ød1} - 3.00$	3.00
$40.0 < \text{Ød1} \leq 50.0$	$\text{Ød1} - 3.50$	4.00
$50.0 < \text{Ød1} \leq 70.0$	$\text{Ød1} - 4.00$	4.00
$70.0 < \text{Ød1} \leq 95.0$	$\text{Ød1} - 4.50$	5.00
$95.0 < \text{Ød1} \leq 130.0$	$\text{Ød1} - 5.50$	6.00
$130.0 < \text{Ød1} \leq 240.0$	$\text{Ød1} - 7.00$	8.00
$240.0 < \text{Ød1} \leq 500.0$	$\text{Ød1} - 11.00$	12.00

Shaft run out



Eccentricity





HOUSING DESIGN

Surface roughness

Ra	0.8 to 3.2 μm
Rz	6.3 to 16.0 μm
Rmax	$\leq 16.0 \mu\text{m}$

Housing tolerance

Bore diameter $\varnothing D1$ (mm)	Tolerance H8 (mm)
$3.0 < \varnothing D1 \leq 6.0$	0 / +0.018
$6.0 < \varnothing D1 \leq 10.0$	0 / +0.022
$10.0 < \varnothing D1 \leq 18.0$	0 / +0.027
$18.0 < \varnothing D1 \leq 30.0$	0 / +0.033
$30.0 < \varnothing D1 \leq 50.0$	0 / +0.039
$50.0 < \varnothing D1 \leq 80.0$	0 / +0.046
$80.0 < \varnothing D1 \leq 120.0$	0 / +0.054
$120.0 < \varnothing D1 \leq 180.0$	0 / +0.063
$180.0 < \varnothing D1 \leq 250.0$	0 / +0.072
$250.0 < \varnothing D1 \leq 315.0$	0 / +0.081
$315.0 < \varnothing D1 \leq 400.0$	0 / +0.089
$400.0 < \varnothing D1 \leq 500.0$	0 / +0.097
$500.0 < \varnothing D1 \leq 630.0$	0 / +0.110

Groove width

Height H1 (mm)	Width	
	L2 min (mm)	L1 min (mm)
7.00	5.95	7.50
8.00	6.80	8.50
10.00	8.50	11.00
12.00	10.30	13.00
15.00	12.75	16.00
20.00	17.00	21.00

Groove radius

Height H1 (mm)	Radius R2 max (mm)
7.00	0.50
8.00	
10.00	
12.00	0.70
15.00	
20.00	