

## STANDARD SHAFT SEALS

# SB



### DESCRIPTION

The SB profile is a shaft seal composed of a single external metal cage with an internal rubber coating and a primary sealing lip with integrated spring.

### ADVANTAGES

Good radial rigidity, particularly for large diameters

Good stability when assembled, preventing the bounce-back effect

Sealing for low and high viscosity fluids

Modern primary sealing lip with low radial forces

### APPLICATIONS

Shaft sealing

Engines

Pumps

Transmissions

### MATERIALS

#### Rubber

ACM 70 - 75 Shore A

EPDM 70 - 75 Shore A

FKM 70 - 75 Shore A

HNBR 70 - 75 Shore A

NBR 70 - 75 Shore A

#### Metal cage

Steel - AISI 1010

Stainless steel - AISI 304

Stainless steel - AISI 316

#### Spring

Steel - AISI 1070 - 1090

Stainless steel - AISI 316

### SEAL DESIGN

#### Tolerance for the outside diameter of the seal (ØD)

Bore diameter ØD1 (mm)	Apparent metal cage	Rubber coating	Coating with grooves
ØD1 ≤ 50.0	+0.10 / +0.20	+0.15 / +0.30	+0.20 / +0.40
50.0 < ØD1 ≤ 80.0	+0.13 / +0.23	+0.20 / +0.35	+0.25 / +0.45
80.0 < ØD1 ≤ 120.0	+0.15 / +0.25	+0.20 / +0.35	+0.25 / +0.45
120.0 < ØD1 ≤ 180.0	+0.18 / +0.28	+0.25 / +0.45	+0.30 / +0.55
180.0 < ØD1 ≤ 300.0	+0.20 / +0.30	+0.25 / +0.45	+0.30 / +0.55
300.0 < ØD1 ≤ 500.0	+0.23 / +0.35	+0.30 / +0.55	+0.35 / +0.65
500.0 < ØD1 ≤ 630.0	+0.23 / +0.35	+0.35 / +0.65	+0.40 / +0.75

#### Roundness tolerance

Bore diameter ØD1 (mm)	Apparent metal cage	Rubber coating
ØD1 ≤ 50.0	0.18	0.25
50.0 < ØD1 ≤ 80.0	0.25	0.35
80.0 < ØD1 ≤ 120.0	0.30	0.50
120.0 < ØD1 ≤ 180.0	0.40	0.65
180.0 < ØD1 ≤ 300.0	0.25% of the outside diameter	0.80
300.0 < ØD1 ≤ 500.0	0.25% of the outside diameter	1.00
500.0 < ØD1 ≤ 630.0	-	-

#### Tolerance for the inside diameter of the seal (Ød)

Free and without constraint, the inside diameter of the sealing lip is always smaller than the diameter of the shaft. The pre-tightening or interference denotes the difference between these two values. Depending on the shaft diameter, the diameter of the sealing lip is generally considered to be less, between 0.8 and 3.5 mm.

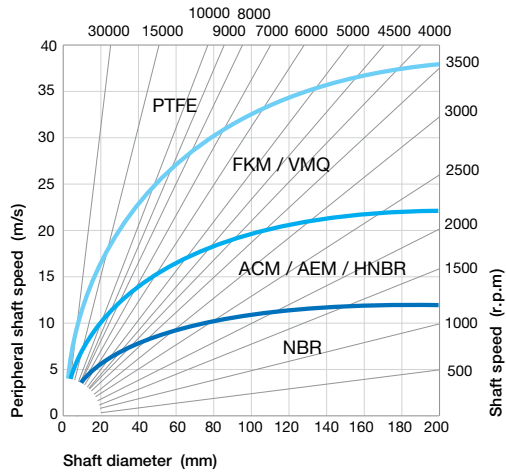
#### Pumping leads

Clockwise	Anti-clockwise	Bi-directional
R	L	H0

Other types of pumping leads can be created according to your specifications. Please contact our experts.

**TECHNICAL DATA**

**Speed**



The shaft seals with an additional protective lip are limited to a speed of 8 m/sec.

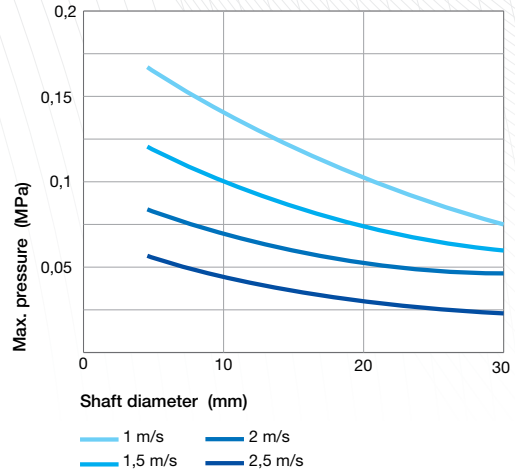
Linear speed calculation:

$$s \text{ (m/s)} = \frac{[\text{shaft } \varnothing \text{ (mm)} \times \text{speed (rpm)} \times \pi]}{60,000}$$

**Pressure**

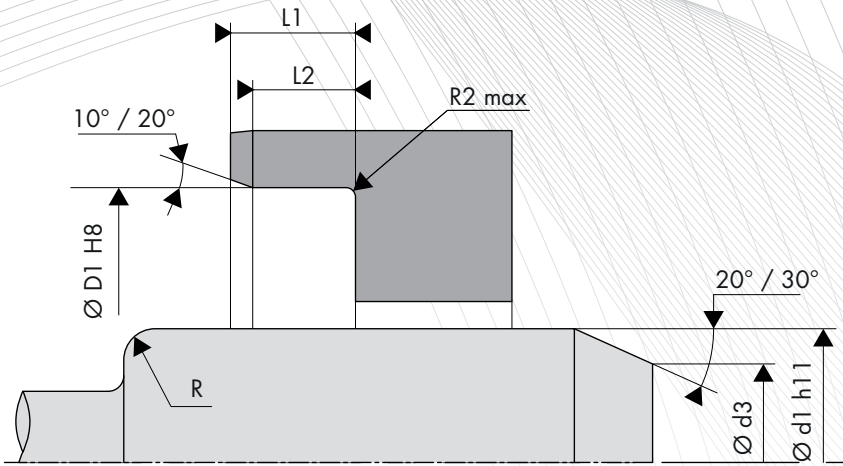
The standard shaft seals are generally used in unpressurised environments, or for pressures between 0.02 and 0.05 MPa maximum.

Higher pressures are acceptable, following testing, for standard NBR or FKM shaft seals used on a shaft diameter less than 30 mm.



**Temperature / Media**

Media		Maximum temperature depending on the materials						
		ACM	AEM	EPDM	FKM	HNBR	NBR	VMQ
Mineral oils	Oils for motors	+130°C	+130°C	-	+170°C	+130°C	+100°C	+150°C
	Oils for gearboxes	+120°C	+130°C	-	+150°C	+110°C	+80°C	+130°C
	Oils for hypoid gears	+120°C	+130°C	-	+150°C	+110°C	+80°C	-
	ATF oils	+120°C	+130°C	-	+170°C	+130°C	+100°C	-
	Hydraulic oils	+120°C	+130°C	-	+150°C	+130°C	+90°C	-
	Greases	-	+130°C	-	-	+100°C	+90°C	-
Fire-resistant fluids	HFA group - Emulsion with more than 80% water	-	-	-	-	+70°C	+70°C	+60°C
	HFB group - Opposite solution (water in oil)	-	-	-	-	+70°C	+70°C	+60°C
	HFC group - Polymer aqueous solution	-	-	+60°C	-	+70°C	+70°C	-
	HFD group - Water-free synthetic fluids	-	-	-	+150°C	-	-	-
Other fluids	EL + L heating oil	-	-	-	-	+100°C	+90°C	-
	Air	+150°C	+150°C	+150°C	+200°C	+130°C	+100°C	+200°C
	Water	-	-	+150°C	+100°C	+100°C	+90°C	-
	Water for washing	-	-	+130°C	+100°C	+100°C	+90°C	-
Temperature range	Min.	-25°C	-40°C	-45°C	-20°C	-30°C	-30°C	-60°C
	Max.	+150°C	+150°C	+150°C	+200°C	+150°C	+100°C	+200°C



## SHAFT DESIGN

### Shaft hardness

Rotation speed	Hardness in HRC
$s \leq 4.0 \text{ m/sec}$	45 HRC
$4.0 < s \leq 10.0 \text{ m/s}$	55 HRC
$s > 10.0 \text{ m/sec}$	60 HRC

### Surface roughness

Ra *	0.2 to 0.8 $\mu\text{m}$
Rz	1.0 to 4.0 $\mu\text{m}$
Rmax	$\leq 6.3 \mu\text{m}$

\*Ra = 0.1  $\mu\text{m}$  for demanding applications

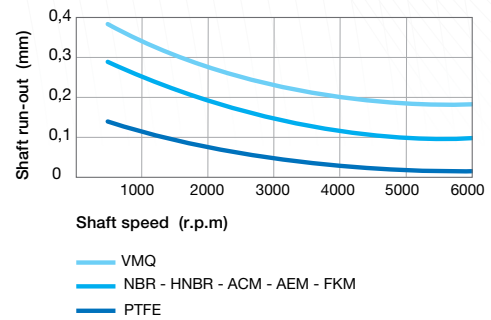
### Shaft tolerance

Shaft diameter $\text{Ød1}$ (mm)	Tolerance h11 (mm)
$\text{Ød1} \leq 3.0$	-0.060 / 0
$3.0 < \text{Ød1} \leq 6.0$	-0.075 / 0
$6.0 < \text{Ød1} \leq 10.0$	-0.090 / 0
$10.0 < \text{Ød1} \leq 18.0$	-0.110 / 0
$18.0 < \text{Ød1} \leq 30.0$	-0.130 / 0
$30.0 < \text{Ød1} \leq 50.0$	-0.160 / 0
$50.0 < \text{Ød1} \leq 80.0$	-0.190 / 0
$80.0 < \text{Ød1} \leq 120.0$	-0.220 / 0
$120.0 < \text{Ød1} \leq 180.0$	-0.250 / 0
$180.0 < \text{Ød1} \leq 250.0$	-0.290 / 0
$250.0 < \text{Ød1} \leq 315.0$	-0.320 / 0
$315.0 < \text{Ød1} \leq 400.0$	-0.360 / 0
$400.0 < \text{Ød1} \leq 500.0$	-0.400 / 0

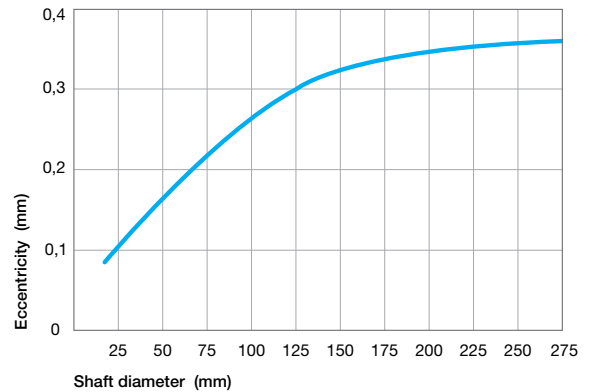
### Chamfer and radius

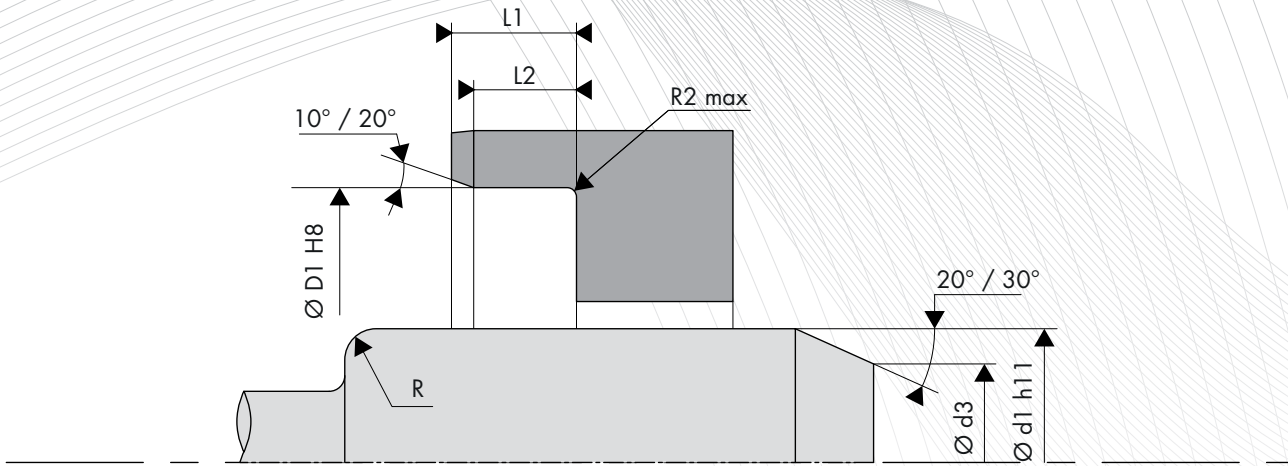
Shaft diameter $\text{Ød1}$ (mm)	Chamfer diameter $\text{Ød3}$ (mm)	Radius R (mm)
$\text{Ød1} \leq 10.0$	$\text{Ød1} - 1.50$	2.00
$10.0 < \text{Ød1} \leq 20.0$	$\text{Ød1} - 2.00$	2.00
$20.0 < \text{Ød1} \leq 30.0$	$\text{Ød1} - 2.50$	3.00
$30.0 < \text{Ød1} \leq 40.0$	$\text{Ød1} - 3.00$	3.00
$40.0 < \text{Ød1} \leq 50.0$	$\text{Ød1} - 3.50$	4.00
$50.0 < \text{Ød1} \leq 70.0$	$\text{Ød1} - 4.00$	4.00
$70.0 < \text{Ød1} \leq 95.0$	$\text{Ød1} - 4.50$	5.00
$95.0 < \text{Ød1} \leq 130.0$	$\text{Ød1} - 5.50$	6.00
$130.0 < \text{Ød1} \leq 240.0$	$\text{Ød1} - 7.00$	8.00
$240.0 < \text{Ød1} \leq 500.0$	$\text{Ød1} - 11.00$	12.00

### Shaft run out



### Eccentricity





## HOUSING DESIGN

### Surface roughness

Ra	0.8 to 3.2 $\mu\text{m}$
Rz	6.3 to 16.0 $\mu\text{m}$
Rmax	$\leq 16.0\ \mu\text{m}$

### Housing tolerance

Bore diameter $\varnothing D1$ (mm)	Tolerance H8 (mm)
$3.0 < \varnothing D1 \leq 6.0$	0 / +0.018
$6.0 < \varnothing D1 \leq 10.0$	0 / +0.022
$10.0 < \varnothing D1 \leq 18.0$	0 / +0.027
$18.0 < \varnothing D1 \leq 30.0$	0 / +0.033
$30.0 < \varnothing D1 \leq 50.0$	0 / +0.039
$50.0 < \varnothing D1 \leq 80.0$	0 / +0.046
$80.0 < \varnothing D1 \leq 120.0$	0 / +0.054
$120.0 < \varnothing D1 \leq 180.0$	0 / +0.063
$180.0 < \varnothing D1 \leq 250.0$	0 / +0.072
$250.0 < \varnothing D1 \leq 315.0$	0 / +0.081
$315.0 < \varnothing D1 \leq 400.0$	0 / +0.089
$400.0 < \varnothing D1 \leq 500.0$	0 / +0.097
$500.0 < \varnothing D1 \leq 630.0$	0 / +0.110

### Housing radius and width

Height H1 (mm)	Width		Radius R2 max (mm)
	L2min (H1 x 0.85)	L1min (H1 x +0.3)	
7.00	5.95	7.30	0.50
8.00	6.80	8.30	
10.00	8.50	10.30	
12.00	10.30	12.30	0.70
15.00	12.75	15.30	
20.00	17.00	20.30	

## DIMENSIONS

Part number	Shaft diameter Ød1 h11	Bore diameter ØD1 H8	Seal height H1
SB 8 x 14 x 4	8.00	14.00	4.00
SB 8 x 15 x 8	8.00	15.00	8.00
SB 8 x 16 x 5	8.00	16.00	5.00
SB 8 x 16 x 7	8.00	16.00	7.00
SB 8 x 22 x 7	8.00	22.00	7.00
SB 9 x 16 x 5	9.00	16.00	5.00
SB 9 x 17 x 4.5	9.00	17.00	4.50
SB 9 x 18 x 6	9.00	18.00	6.00
SB 9 x 19 x 5	9.00	19.00	5.00
SB 10 x 16 x 6	10.00	16.00	6.00
SB 10 x 17 x 4.5	10.00	17.00	4.50
SB 10 x 17 x 5	10.00	17.00	5.00
SB 10 x 20 x 5	10.00	20.00	5.00
SB 10 x 30 x 7	10.00	30.00	7.00
SB 11 x 17 x 4	11.00	17.00	4.00
SB 11 x 22 x 7	11.00	22.00	7.00
SB 12 x 18 x 4	12.00	18.00	4.00
SB 12 x 19 x 5	12.00	19.00	5.00
SB 12 x 20 x 5	12.00	20.00	5.00
SB 12 x 22 x 4	12.00	22.00	4.00
SB 12 x 22 x 5	12.00	22.00	5.00
SB 12 x 22 x 7	12.00	22.00	7.00
SB 12 x 24 x 7	12.00	24.00	7.00
SB 13 x 24 x 6	13.00	24.00	6.00
SB 13 x 25 x 7	13.00	25.00	7.00
SB 14 x 22 x 5	14.00	22.00	5.00
SB 14 x 24 x 6	14.00	24.00	6.00
SB 15 x 20 x 3	15.00	20.00	3.00
SB 15 x 24 x 7	15.00	24.00	7.00
SB 15 x 25 x 5	15.00	25.00	5.00
SB 15 x 25 x 6	15.00	25.00	6.00
SB 15 x 26 x 9	15.00	26.00	9.00
SB 15 x 28 x 7	15.00	28.00	7.00
SB 16 x 24 x 4	16.00	24.00	4.00
SB 16 x 24 x 7	16.00	24.00	7.00
SB 16 x 26 x 7	16.00	26.00	7.00
SB 16 x 28 x 7	16.00	28.00	7.00
SB 16 x 32 x 7	16.00	32.00	7.00
SB 17 x 28 x 5	17.00	28.00	5.00
SB 17 x 28 x 7	17.00	28.00	7.00
SB 17 x 34 x 4.5	17.00	34.00	4.50
SB 19 x 32 x 7	19.00	32.00	7.00
SB 19 x 37 x 10	19.00	37.00	10.00
SB 20 x 26 x 4	20.00	26.00	4.00
SB 20 x 28 x 8	20.00	28.00	8.00
SB 20 x 30 x 5	20.00	30.00	5.00
SB 20 x 30 x 7	20.00	30.00	7.00
SB 20 x 31 x 7	20.00	31.00	7.00
SB 20 x 32 x 5	20.00	32.00	5.00
SB 20 x 32 x 7	20.00	32.00	7.00
SB 20 x 42 x 8	20.00	42.00	8.00
SB 22 x 31 x 7	22.00	31.00	7.00
SB 22 x 32 x 5.5	22.00	32.00	5.50

Part number	Shaft diameter Ød1 h11	Bore diameter ØD1 H8	Seal height H1
SB 22 x 35 x 8	22.00	35.00	8.00
SB 24 x 32 x 7	24.00	32.00	7.00
SB 25 x 35 x 6	25.00	35.00	6.00
SB 25 x 37 x 7	25.00	37.00	7.00
SB 26 x 32 x 5	26.00	32.00	5.00
SB 26 x 37 x 7	26.00	37.00	7.00
SB 26 x 38 x 6	26.00	38.00	6.00
SB 26 x 45 x 10	26.00	45.00	10.00
SB 27 x 37 x 7	27.00	37.00	7.00
SB 28 x 37 x 4	28.00	37.00	4.00
SB 28 x 38 x 7	28.00	38.00	7.00
SB 28 x 38 x 10	28.00	38.00	10.00
SB 28 x 40 x 7	28.00	40.00	7.00
SB 28 x 43 x 10	28.00	43.00	10.00
SB 30 x 40 x 4	30.00	40.00	4.00
SB 30 x 40 x 7	30.00	40.00	7.00
SB 30 x 40 x 8	30.00	40.00	8.00
SB 30 x 42 x 6	30.00	42.00	6.00
SB 30 x 44 x 9	30.00	44.00	9.00
SB 32 x 43 x 10	32.00	43.00	10.00
SB 32 x 44 x 9	32.00	44.00	9.00
SB 32 x 50 x 8	32.00	50.00	8.00
SB 35 x 45 x 7	35.00	45.00	7.00
SB 35 x 47 x 7	35.00	47.00	7.00
SB 36 x 46 x 9	36.00	46.00	9.00
SB 38 x 47 x 10	38.00	47.00	10.00
SB 38 x 52 x 7	38.00	52.00	7.00
SB 38 x 54 x 7	38.00	54.00	7.00
SB 40 x 52 x 7	40.00	52.00	7.00
SB 42 x 58 x 7	42.00	58.00	7.00
SB 43 x 52 x 10	43.00	52.00	10.00
SB 43 x 56 x 7	43.00	56.00	7.00
SB 44 x 54 x 5.5	44.00	54.00	5.50
SB 44 x 60 x 8	44.00	60.00	8.00
SB 45 x 62 x 7	45.00	62.00	7.00
SB 46 x 55 x 5.5	46.00	55.00	5.50
SB 48 x 62 x 9	48.00	62.00	9.00
SB 50 x 62 x 7	50.00	62.00	7.00
SB 50 x 65 x 8	50.00	65.00	8.00
SB 51 x 62 x 7	51.00	62.00	7.00
SB 60 x 72 x 7	60.00	72.00	7.00
SB 60 x 72 x 8	60.00	72.00	8.00
SB 60 x 72 x 18	60.00	72.00	18.00
SB 65 x 80 x 8	65.00	80.00	8.00
SB 70 x 85 x 8	70.00	85.00	8.00
SB 74 x 90 x 10	74.00	90.00	10.00
SB 75 x 90 x 7	75.00	90.00	7.00
SB 75 x 95 x 5	75.00	95.00	5.00
SB 85 x 100 x 13	85.00	100.00	13.00
SB 115 x 135 x 13	115.00	135.00	13.00
SB 120 x 140 x 13	120.00	140.00	13.00
SB 145 x 160 x 7	145.00	160.00	7.00
SB 230 x 254 x 12	230.00	254.00	12.00